


AUGUST 2017

# THE SWEDISH EDTECH REPORT



## EXECUTIVE SUMMARY

# SWEDISH EDTECH IN 2017



HOWARD RIMINTON  
NORDIC TECH LIST

**T**he number of Swedish Edtech companies has increased year on year to over 160 in 2017. This increase is a result of new startups and gaming companies moving into the Edtech sector. 2017 also shows signs of the Swedish Edtech industry maturing as less funding rounds have been closed and the average investment size has increased.

» Since the start of 2015 over €37m has been invested in Swedish Edtech companies.

» In 2017 the average number of Edtech investments has dropped to 1.1 per month which is down from an average of 1.5 from the previous two years.

» The average investment size in 2017 is €980k which is up from €794k and €549k in 2016 and 2015 respectively.

» The largest investment in 2017 was Optolexia and the largest investment in 2016 was Soundtrap, both investments were €5.2m.

» Almi Invest has been the most active Edtech investor, with four investments, since the start of 2015.

» Nordic Tech List now tracks over 160 Swedish Edtech companies with over 5,800 employees and average revenue growth of 200% in 2017.

Should you have any questions, please do email.

[howard@nordictechlist.com](mailto:howard@nordictechlist.com).



## FUNDING ACTIVITY

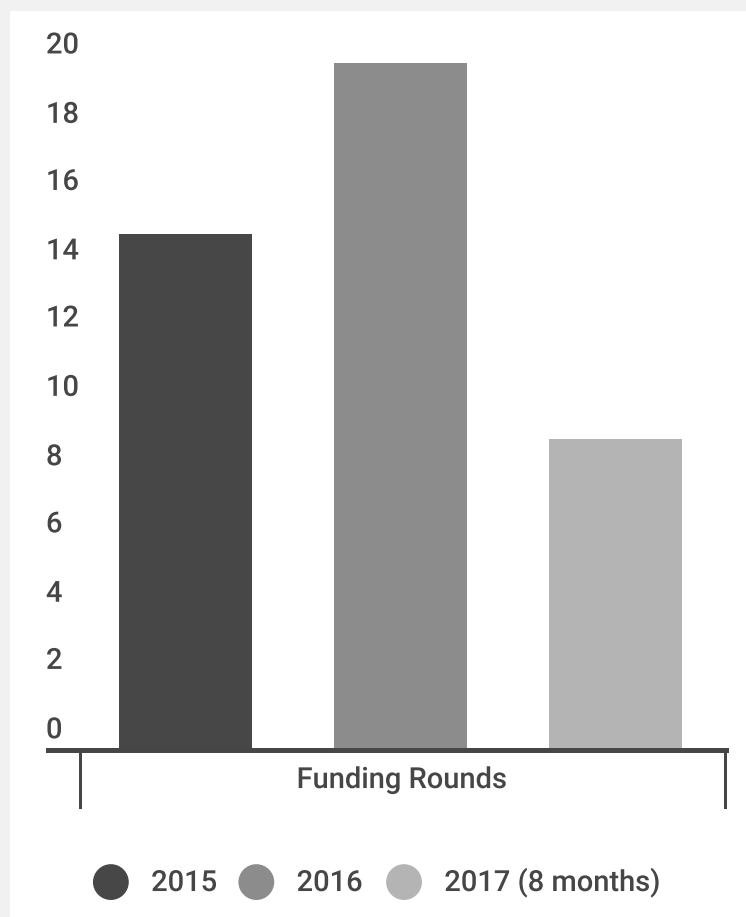
# THE NUMBER OF INVESTMENTS DOWN


» A total of 44 Swedish Edtech investments have been completed since the start of 2015.

» During 2015 & 2016 on average 1.5 Edtech investments were made each month. As at August 2017 the monthly average for 2017 is down to 1.1 investments per month.

» The number of Edtech investments in 2017 might be lower but the average the investment has increased year on year, see next page.

### FUNDING ROUNDS





TOTAL FUNDING

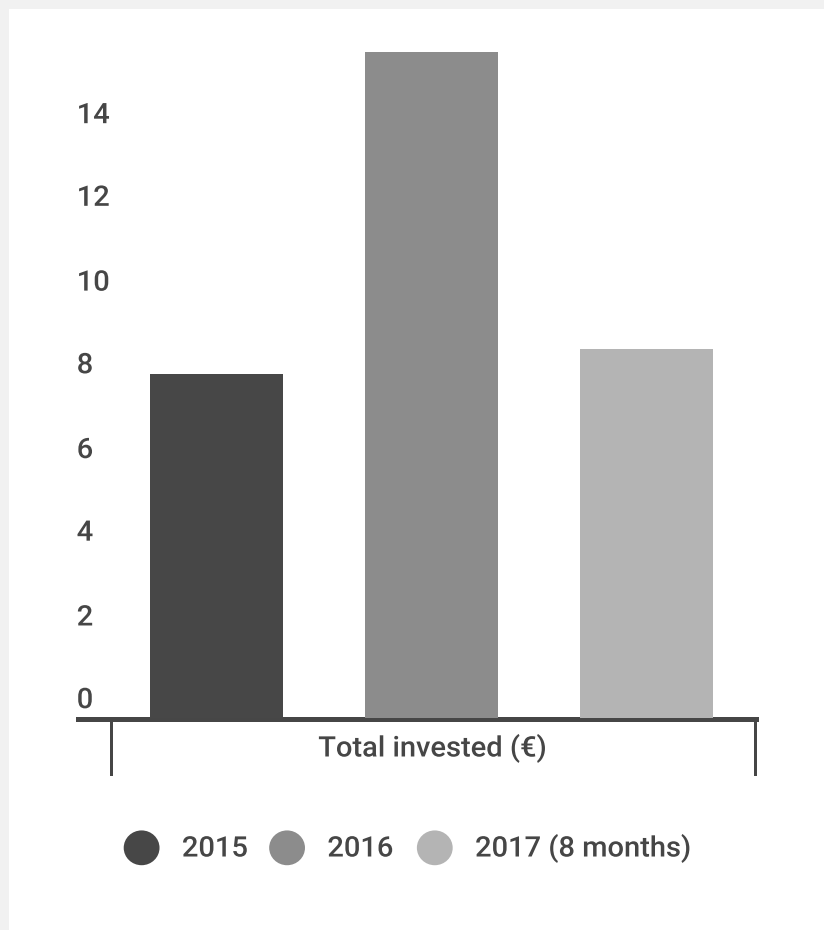
# YEAR ON YEAR AVERAGE INVESTMENT UP

» €33m has been invested into Swedish Edtech companies since the start of 2015.

» The average investment size in 2017 is €980k this is an increase on €794k & €549k in 2016 and 2015 respectively.

» The increase in the average investment size year on year is a sign that the Swedish Edtech market is maturing as the companies require more growth capital.

## TOTAL FUNDING €M





## TOP INVESTMENTS

# THE LARGEST SWEDISH EDTECH INVESTMENTS

» €5.2m Optolexia  
March 2017.

---

» €5.2m Soundtrap  
October 2016.

---

» €3.3m DigiExam  
April 2016.

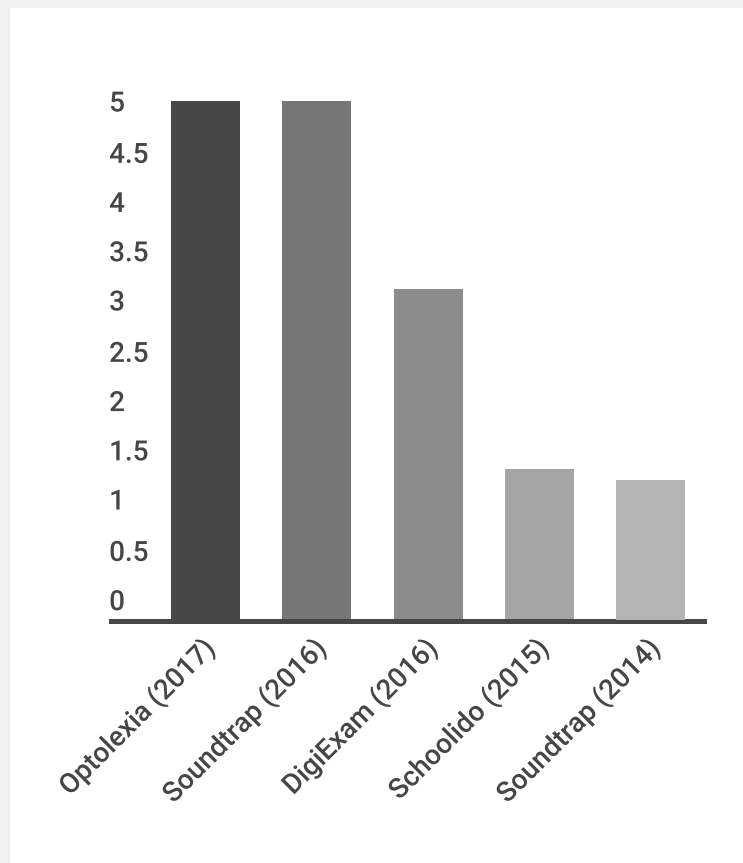
---

» €1.5m Schoolido  
December 2015.

---

» €1.4m Soundtrap  
November 2015.

---





MOST ACTIVE INVESTORS

# THE MOST ACTIVE EDTECH INVESTORS

» Almi Invest invested in Albert, Doremir Music Research, Edqu & StudyBee.



» Gullspång Invest invested in Coursio, Edqu & MyAcademy.



» Gustaf Rentzhog invested in Kognity three times.

» Vinnova invested in Dugga, Doctor Professor twice.

» Sophia Bendz invested in DigiExam & Sana Labs twice.





## ABOUT NTL

# DEDICATED TO NORDIC TECH

» NTL is the Nordic Tech Database. The only database that is dedicated to Nordic Tech covering investments, revenues, P&L and people. NTL is the first choice source for Nordic Tech data and has been referenced by many different publications including 8tills.se, The BBC, Breakit, SVD, The Nordic Web and PI Radio... oh and this cool site Di Digital.

---

» As at August 2017 NTL has over 215,000 data points, over 11,000 users, and over 7,000 companies. All of the data can be viewed at NTL using the advanced search.


---

» NTL is constantly growing from all of the data and information provided by users, investors, journalists and APIs. NTL is a free site and anyone who is interested in Nordic Tech can simply create an account and instantly start to contribute information.

---

» The aim of NTL is to help grow the Nordic Tech ecosystem both locally and internationally by creating an online platform for everything Nordic Tech. NTL is fully owned by Dagens Industri with some funding from Google via the DNI Fund.






---



## SCOPE & METHODOLOGY

# THIS IS HOW WE MADE THE REPORT

**2631 search results**

Organisation	Location	Employees	Industries
 <b>Tibber</b> Tibber is the digital builder that becomes your advisor and energy company. It learns how to save en...	Förmanvägen 21, 117 59 Stockholm, Sweden	6	B2C Cleantech IoT
 <b>Monvent</b> Monvent is a young medtech company dedicated to improve the emergency ventilatory care given to re...	Medicinaregatan 6A, 413 90 Göteborg, Sweden	2	MedTech
 <b>Flowminder</b> Providing priceless information for free for the benefit of those who need it the most.	Stockholm, Sweden	-	Non profit
 <b>Invajo</b> Event planning software	Stockholm, Sweden	-	Events Software
 <b>Nordkap</b>			

» This report is based on Nordic Tech investments contained in the NTL database, all of the data can be accessed at [nordictechlist.com](http://nordictechlist.com).

» The report includes all types of disclosed investments in Nordic Tech companies.

» It does not include transactions in listed companies, secondary transactions, bank loans, M&A transactions or non Nordic companies like SoundCloud.

» All amounts are reported in €s to enable relevance to as many users as possible.